



GENERAL INFORMATION

The ColorSource Relay combines power sequencing and data distribution in a portable plug-and-play format. The ColorSource Relay comes in wireless- and wired-DMX input. By default, upon receiving data from the console its internal sequencing routine automates the process of staggering turn-on times across relays while it provides hardline DMX to connected fixtures.

APPLICATIONS

- Applications requiring distributed dimming and position flexibility:
 - Schools
 - Houses of worship
 - Theatres
 - Event lighting
 - Automated lighting systems
 - Industrial productions
 - Rentals
 - Conference and exhibition centers
 - Meeting rooms

FEATURES

- Input voltage: 90-250V; 47-63 Hz
- Portable two pole true air-gap relay
- Auto sequencing: turn-on delay in each relay ensures that no two relays turn on at the same time across a system
- Data input options (choice per model):
 - Wireless- The relay receives wireless DMX for relay activation on choice of six wireless IDs selected by thumbwheel and transmits DMX output on hardline connection while relaying RDM feedback over wireless and hardline.
 - DMX (hardwire)- Receives hardwire DMX (input) for relay activation with RDM feedback and configuration while passing through DMX512-A/RDM on the five-pin XLR (output) connector
- USB master: Connect USB drive for software upgrades
- Integral Safety Connection
- Three mounting options: ETC LED yoke (screws included), universal yoke, wall-mount (detachable) or desktop use.


ORDERING INFORMATION

ColorSource Relay

PART NO.	DESCRIPTION
4410A1030	ColorSource Relay DMX
4410A1010	ColorSource Relay w/Wireless Receiver
4410A1000	ColorSource Relay Wireless Transmitter

Accessories

PART NO.	DESCRIPTION
4410K1001	CS Relay Pipe Mount Kit (Hook clamp not included)
4410K1003	CS Relay Detachable Wall Mount Kit
4410K1002	CS Relay Universal Yoke Mount Kit (For ETC LED fixtures before July 2015 and any third party fixture)
4410K1000	Set of four rubber feet for desktop use



SPECIFICATIONS

GENERAL

- CE Compliant; UL and cUL listed; FCC approved
- RoHS compliant
- DMX512-A/RDM
- Wireless DMX broadcasts on 2.4GHz range using Spread Spectrum Frequency Hopping (SSFH)

MECHANICAL

- Case manufactured of molded black textured plastic
- Multiple yoke-fixing hole combinations for flexible mounting to the fixture
- Convection-cooled; operates without cooling fans
- Available in three colours: black, white or silver
- Molded safety connection
- Power input and output connectors arranged at 45-degree angle to the pipe for ease of tie-off

ENVIRONMENTAL

- Operating temperature: 0-40°C
- Humidity: 5-95%, non-condensing
- IP20 Rated for Indoor dry location use

ELECTRICAL

- Input power:
 - Max breaker sizing: 20A
 - Voltage ranges: 85-250V
 - Frequency range: 47-63Hz
- Consumes 0.25W during sleep mode (0.6W for wireless)
- PowerCON compatible input and output connectors
- Two pole relay (Handles Delta power and 208V applications)
- 2500V isolation between control and power components
- Wired DMX* In and Thru on five-pin XLR connector
- DMX thru is not self-terminating.

*Represents 1/4 unit device load for purpose of calculating DMX daisy-chain device count (max 32 unit devices per DMX chain)

RELAY SPECIFICATIONS

- Switching current: 16A max at 40°C ambient temperature
- Mechanical Endurance: 1,000,000 cycles
- Quiescent load: less than 0.65W during sleep mode
- Electrical endurance
 - Resistive 100,000 cycles @16A, 250V
 - Inductive 100,000 cycles @6A, 250V
 - Motor 40,000 cycles @1.5HP, 250VAC
 - Ballast 20,000 cycles @1500W, 347V
 - Electronic 20,000 cycles @3300W @277V (12A)

WIRELESS DMX SPECIFICATION

- Range: 100 meters
- Max no. of receivers per transmitter: 32
- RDM devices per transmitter: 32
- Wireless model includes thumbwheel for selection of six wireless IDs or custom (ID6 operates outside of the WiFi bands for use in areas heavy wifi usage)
- Band: 2.4GHz Frequency Hopping Spread Spectrum
- Latency: 7mS
- Power: up to 72mW ETSI broadcast power
- Wireless model includes 2dBA gain omnidirectional antenna
- Specialised directional and high-gain antennas are sold separately. Contact ETC for options available.
- Third-party compatibility: City Theatrical Show DMX

SPECIFICATIONS

CONTROL FEATURES

- DMX512-A/RDM In and Thru via five-pin XLR connectors
- Supports up to 32 units on one DMX line
- Choice of relay mode:
 - Automatic
 - DMX level
 - System Power Command
- RDM (Remote Device Management) allows remote configuration of the following properties of the device, you can use any RDM controller such as ETC's Concert or Eos® software to configure these options.
 - **Read-only RDM items:** RDM Device Count; Type Description; Product Details list; Manufacturer; Defaults; Software Version, Sensors list and values; Output Power (Instantaneous Voltage and Current w/min/max record)
 - **Editable RDM items:** Name; RDM Enable; DMX Address; Threshold; DMX Loss Time; Max Turn-On Delay; Relay Personality/Mode;
 - Wireless ID; Identify

PHYSICAL

ColorSource Relay Dimensions*

MODEL	HEIGHT	WIDTH	LENGTH
	mm	mm	mm
CSR DMX	51	127	84
CSR Wireless	110	127	111
CSR Transmitter	112	127	114

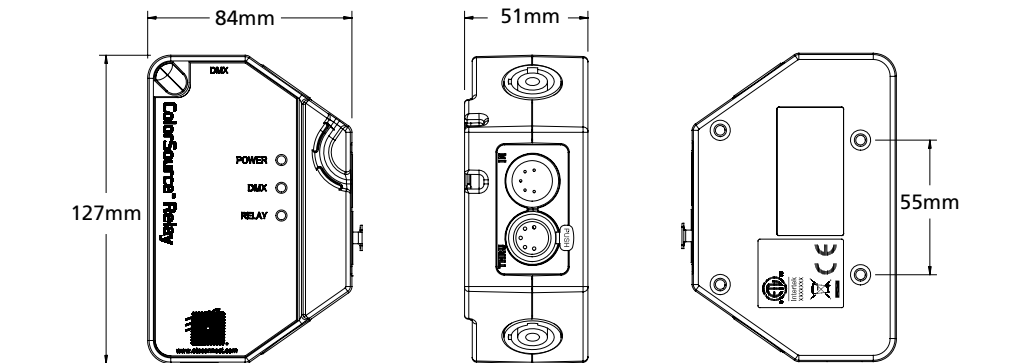
*Weights and dimensions typical

ColorSource Relay Weights*

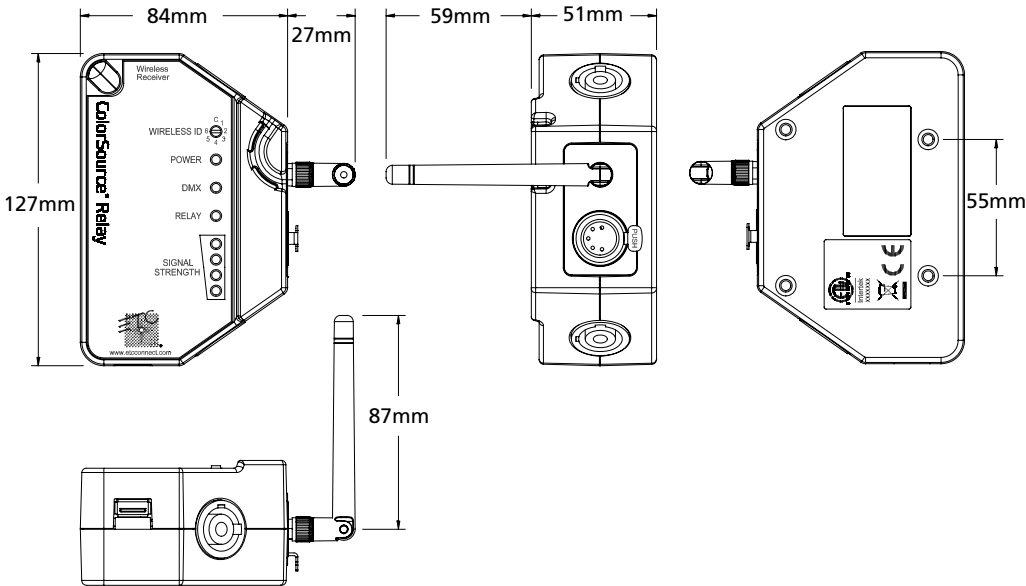
MODEL	WEIGHT	SHIPPING WEIGHT
	kg	kg
CSR DMX	0.31	0.37
CSR Wireless	0.31	0.37
CSR Transmitter	0.5	0.54

*Weights and dimensions typical

COLORSOURCE RELAY WIRED DMX

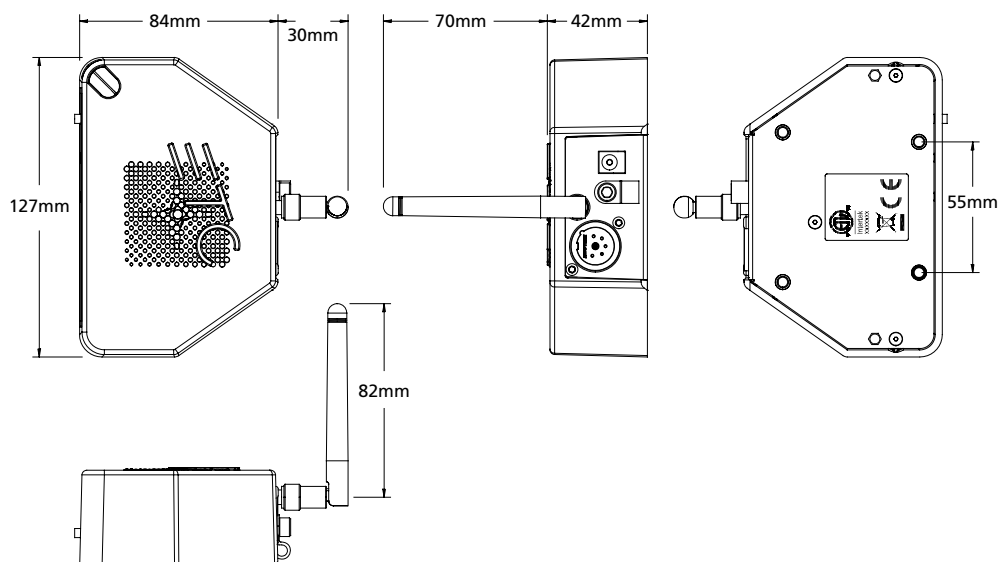


COLORSOURCE RELAY WIRELESS RECEIVER



PHYSICAL

COLORSOURCE RELAY TRANSMITTER



Corporate Headquarters • 3031 Pleasant View Rd, PO Box 620979, Middleton WI 53562 0979 USA • Tel +1 608 831 4116 • Fax +1 608 836 1736

London, UK • Unit 26-28, Victoria Industrial Estate, Victoria Road, London W3 6UU, UK • Tel +44 (0)20 8896 1000 • Fax +44 (0)20 8896 2000

Rome, IT • Via Pieve Torina, 48, 00156 Rome, Italy • Tel +39 (06) 32 111 683 • Fax +44 (0) 20 8752 8486

Holzkirchen, DE • Ohmstrasse 3, 83607 Holzkirchen, Germany • Tel +49 (80 24) 47 00-0 • Fax +49 (80 24) 47 00-3 00

Hong Kong • Room 1801, 18/F, Tower 1 Phase 1, Enterprise Square, 9 Sheung Yuet Road, Kowloon Bay, Kowloon, Hong Kong • Tel +852 2799 1220 • Fax +852 2799 9325

Web • www.etconnect.com • Copyright©2015 ETC. All Rights Reserved. All product information and specifications subject to change. 4410L1002-GB Rev. B 11/2015